



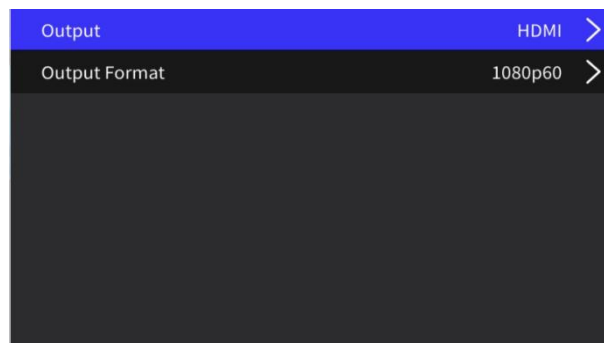


## Single/Four-grid/HDMI output switch

Use  to switch ZowieKBD to single-grid display, and use  to switch ZowieKBD to four-grid display.


Use  to switch ZowieKBD to HDMI priority display, the button will light up when the device is HDMI priority.

Or click  ->System Settings->Output Settings to switch output options and HDMI output resolution.



When the device is in the four-grid mode, press and hold the top button on the joystick and move the joystick to switch the current control window.

Or press and hold the P/T SPEDD knob and rotate it to switch the current control window.

Or use the 1~4 alphanumeric keypad +  to switch the current control window.